

FAMILY PACT PROGRAM REPORT

HIGHLIGHTS

FY 07/08

STAKEHOLDER'S MEETING

March 4, 2010
Sacramento, CA

Carrie Lewis, MPH
Sr. Evaluation Manager



Program Report Acknowledgements

Director: Heike Thiel de Bocanegra, PhD

Editor: Diane Swann

Primary Authors:

Mary Bradsberry
Joan Chow, DrPH, MPH
Michael Howell, MA
Jaycee Karl
Carrie Lewis, MPH
Sandy Navarro

Contributors:

Marina Chabot, MSc
Satin Khera
Mary Menz, PHN, BSN
Daria Rostovtseva, MS
Leslie Watts, MS
Glenn Wright, MPA

Support Staff:

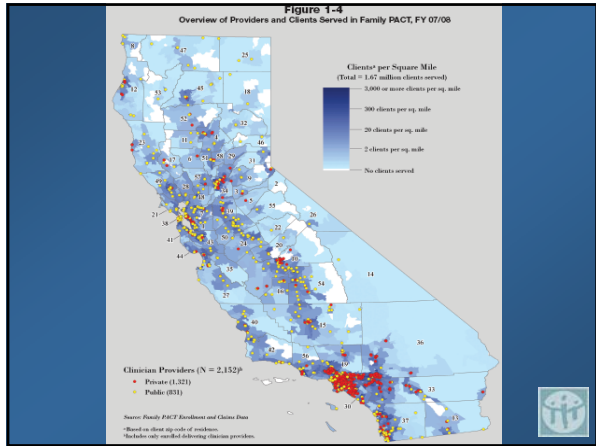
Mariah Crail
Tanya Farrar



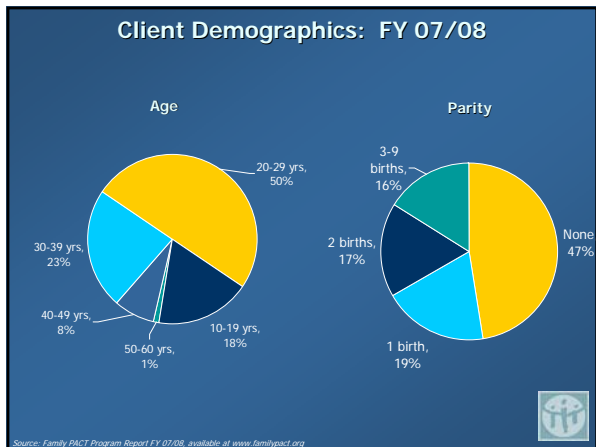
Data Availability

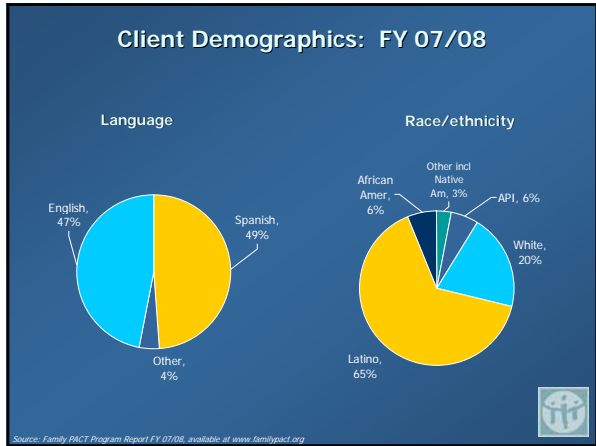
- Annual Program Report –
 - Fiscal years end June 30th (FY 07/08 ended June 30th 2008)
 - Claims data 99% complete by January
 - Report delivered by June 30th (12 mos after end of FY)
 - Posted to web by August
- www.familypact.org
 - Research
 - Reports and Research Briefs
 - Family PACT Reports

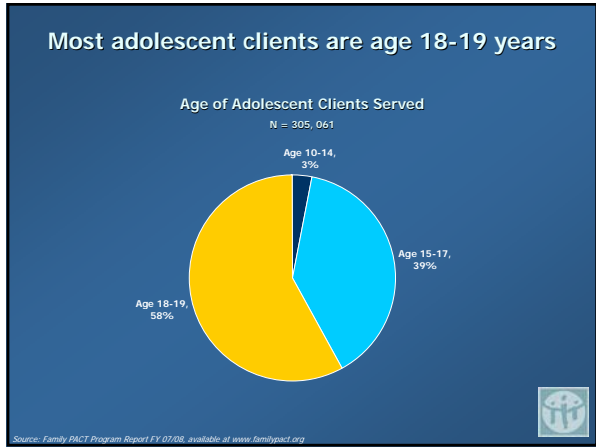


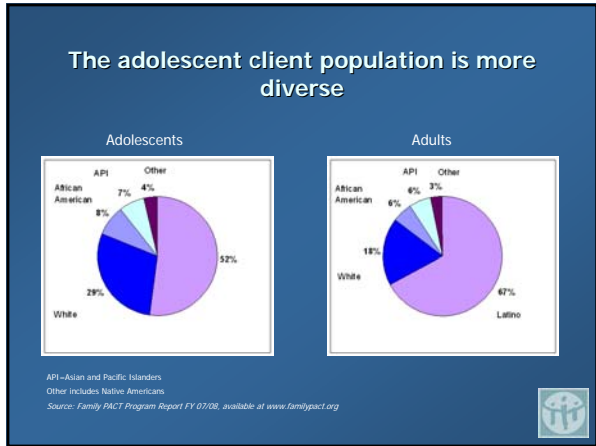


Clients

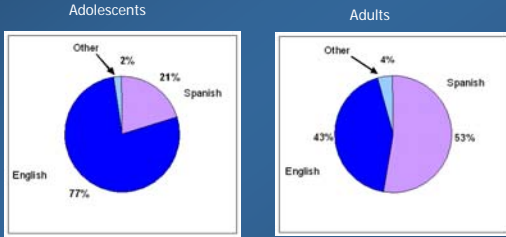








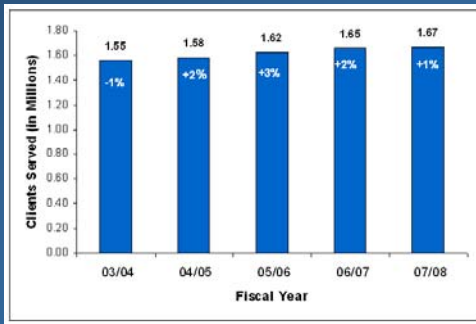
Adolescent clients predominantly speak English



Source: Family PACT Program Report FY 07/08, available at www.familypact.org



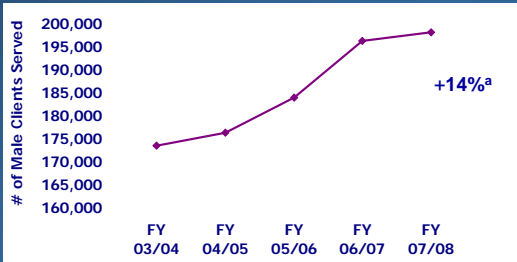
The number of clients served continues to rise



Source: Family PACT Program Report FY 07/08, available at www.familypact.org



The number of male clients served has increased 14% over past 5 years

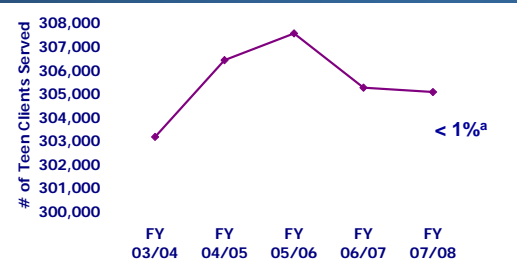


^a Percent change over five years

Source: Family PACT Program Report FY 07/08, available at www.familypact.org



The number of adolescent clients served has been declining since FY 04/05



^a Percent change over five years

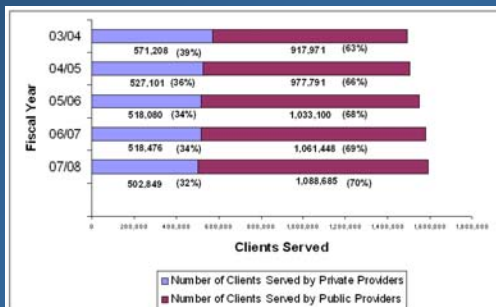
Source: Family PACT Program Report FY 07/08, available at www.familypact.org



Providers



Public providers are seeing an increasing proportion of clients



Family PACT Program Report FY 07/08, available at www.familypact.org



Private providers see a different client population

	Provider Sector	
	Private	Public
Average Number of Clients Served per Provider	381	1,310
Female/Male Ratio	86:14	89:11
Average Age	28.9	26.1
Percent Latino	85%	55%
Percent Spanish as Primary Language	72%	35%
Average Parity	1.3	.8
Average Monthly Income	\$980	\$765
Average Family Size	2.8	2.1

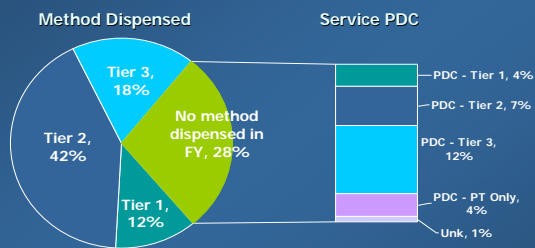
Source: Family PACT Program Report FY 07/08, available at www.familypact.org



Services



Method mix for female clients in Family PACT remains broad

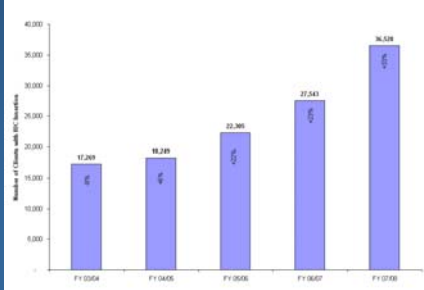


Tier 1: Sterilization, IUC, Injections
 Tier 2: OC, Patch, Ring
 Tier 3: Barriers, dedicated ECPs

Source: Family PACT Program Report FY 07/08, available at www.familypact.org. Tiers adapted from Nelson, A., J. Fam. Pract., 2006, 51:52



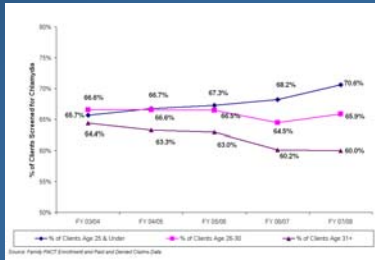
The number of annual IUC insertions has been increasing



Source: Family PACT Program Report FY 07/08, available at www.familypact.org



Chlamydia (CT) screening rates continue to improve



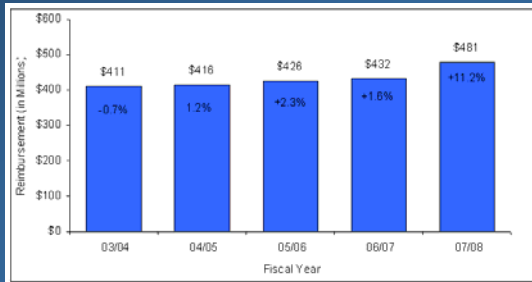
Source: Family PACT Enrollment and Paid and Denied Claims Data



Reimbursement



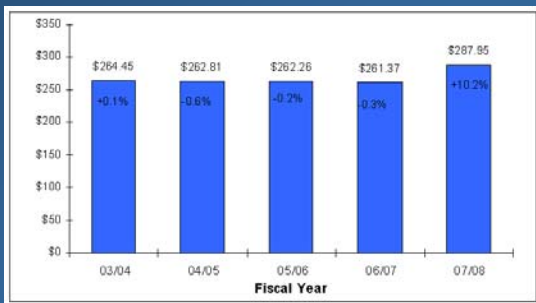
Total provider reimbursement for Family PACT services increased 11%



Source: Family PACT Program Report FY 07/08, available at www.familypact.org



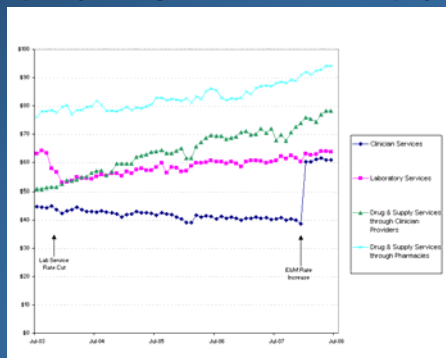
Average reimbursement per client served increased 10%



Source: Family PACT Program Report FY 07/08, available at www.familypact.org



Inflation affects costs slowly, policy changes affect costs abruptly



Source: Family PACT Program Report FY 07/08, available at www.familypact.org



Contact

- Bixby Center for Global Reproductive Health
 - Heike Thiel de Bocanegra: Heike.Thiel@cdph.ca.gov
 - Diane Swann: Diane.Swann@cdph.ca.gov
 - Carrie Lewis: Carrie.Lewis@cdph.ca.gov
- Office of Family Planning
 - Laurie Weaver: Laurie.Weaver@cdph.ca.gov