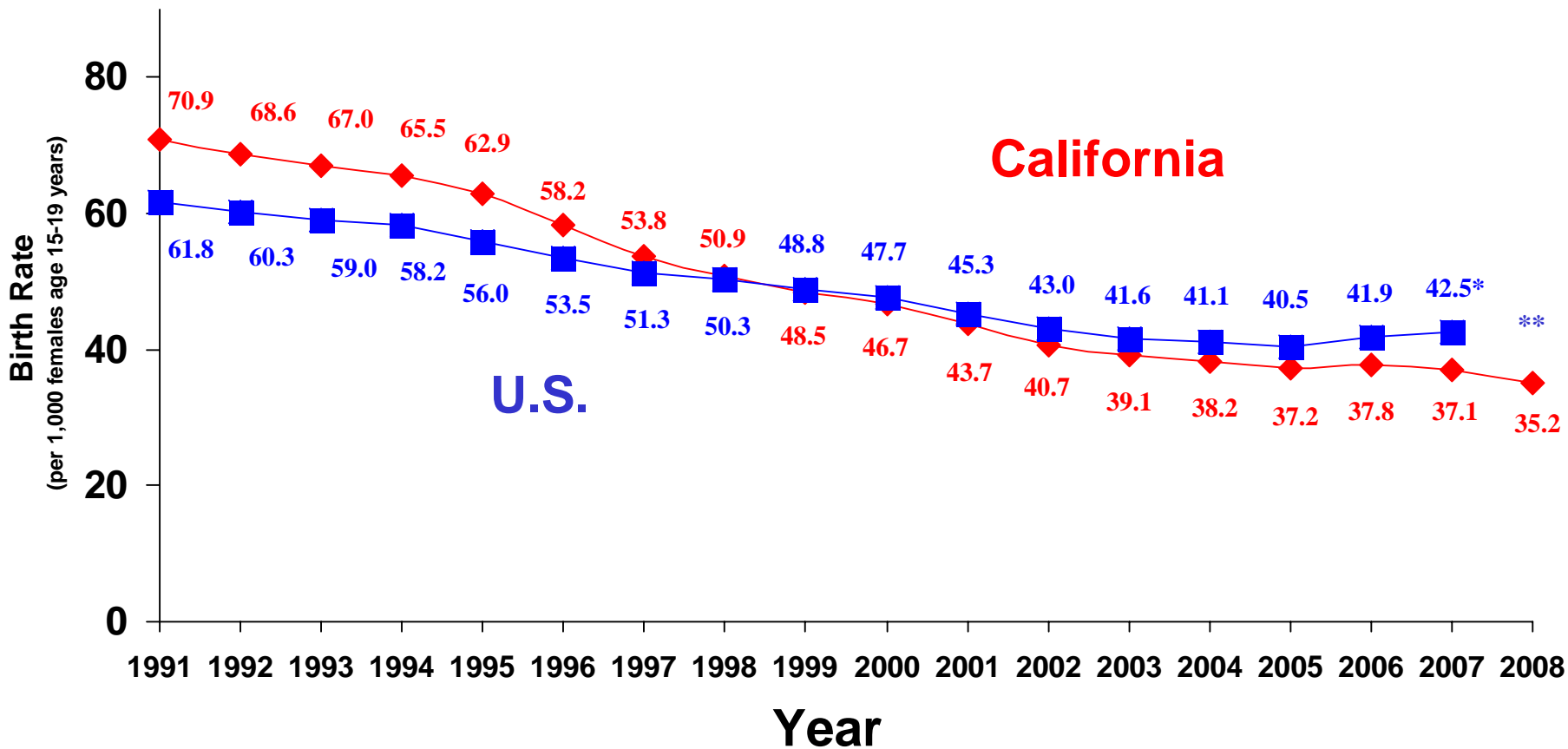


California and U.S. Teen Birth Rates, 1991-2008

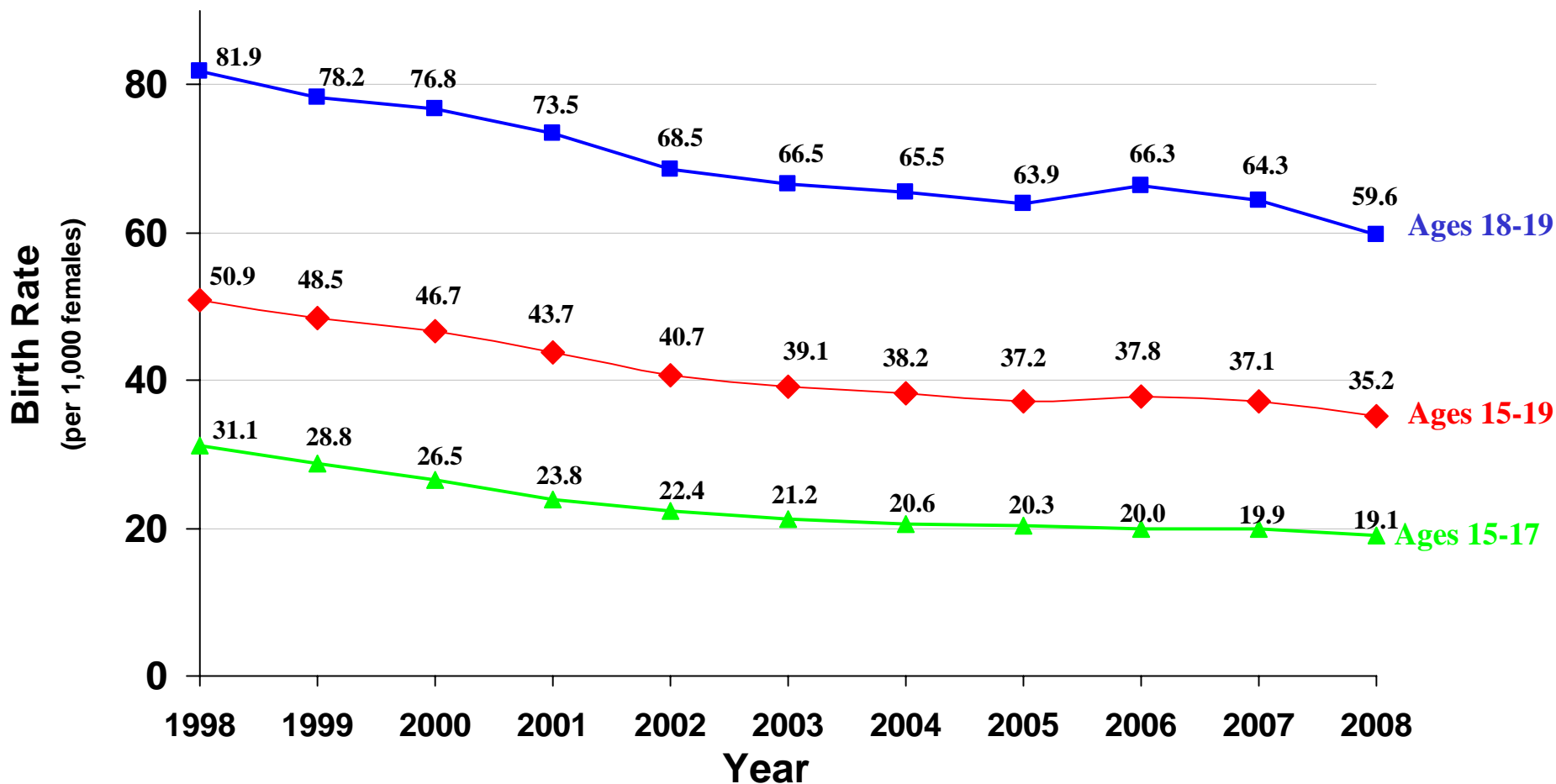


Sources: Teen births: Public Use Birth Statistical Master File, years 1991-2008. Teen population: Years 1991-1999, State of California, Department of Finance, *Race/Ethnic Population with Age and Sex Detail, 1990-1999*. Sacramento, CA, May 2004. Years 2000-2008, State of California, Department of Finance, *Race/Ethnic Population with Age and Sex Detail, 2000-2050*. Sacramento, CA, July 2007. U.S. data sources: years 1991-2006 - National Vital Statistics Report, Vol. 57, No. 7, January 7, 2009; year 2007 - Births: Preliminary data for 2007. National Vital Statistics Report, Vol. 57 No. 12, March 18, 2009. *U.S. data for 2007 is preliminary. **U.S. data for 2008 is not available.

Prepared by: California Department of Public Health, Center for Family Health, Office of Family Planning, July 2009.



California Teen Birth Rates, 1998-2008

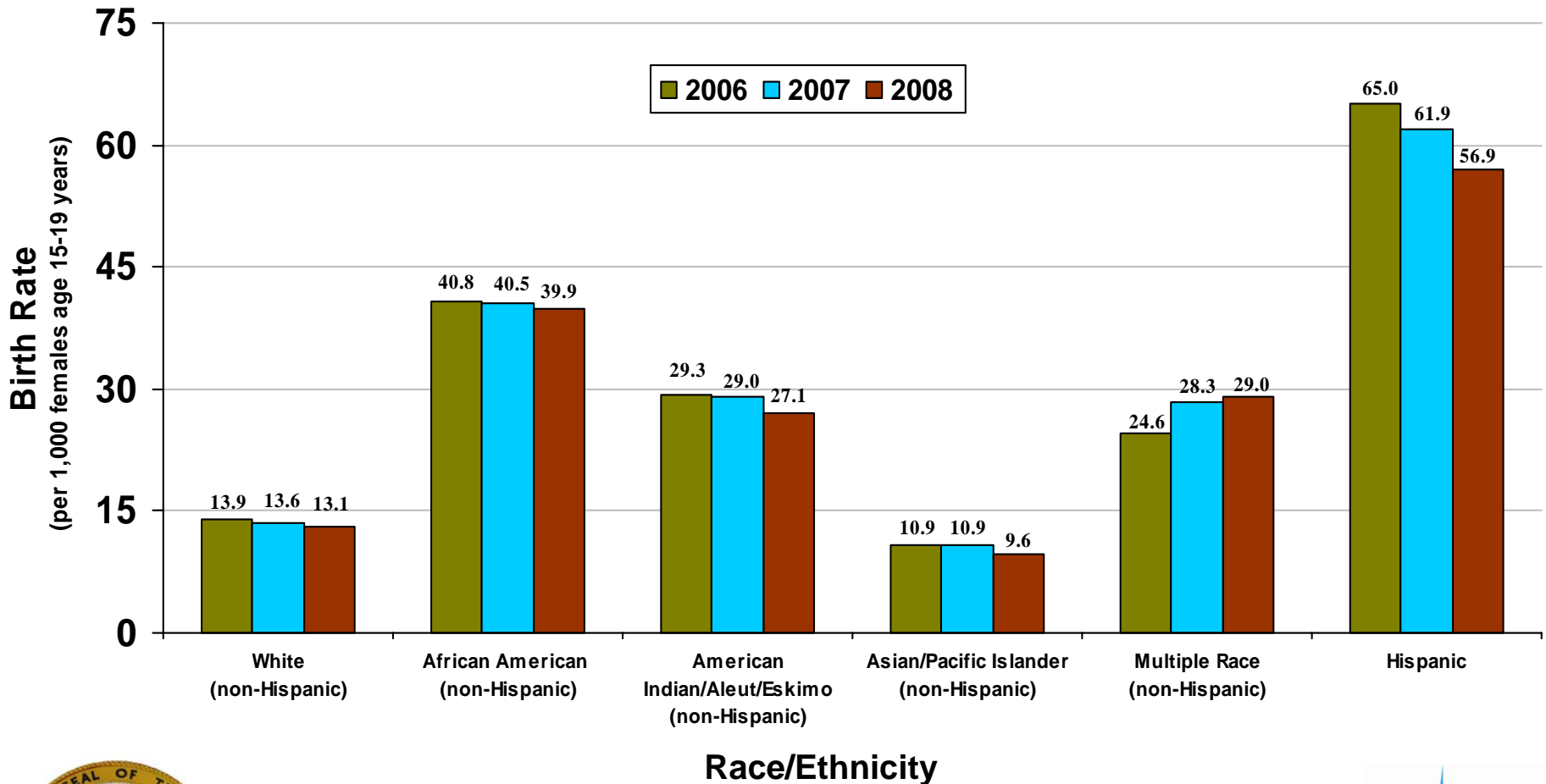


Sources: Teen births: Public Use Birth Statistical Master File, years 1998-2008. Teen population: Years 1998-1999, State of California, Department of Finance: *Race/Ethnic Population with Age and Sex Detail, 1990-1999*. Sacramento, CA, May 2004. Years 2000-2008, State of California, Department of Finance: *Race/Ethnic Population with Age and Sex Detail, 2000-2050*. Sacramento, CA, July 2007.

Prepared by: California Department of Public Health, Center for Family Health, Office of Family Planning, July 2009.



California Teen Birth Rates by Race/Ethnicity & Year, 2006-2008



Sources: Teen births: Public Use Birth Statistical Master File, years 2006-2008. Teen population: State of California, Department of Finance: *Race/Ethnic Population with Age and Sex Detail, 2000-2050*. Sacramento, CA, July 2007, years 2006-2008. Births to mothers identified as "other" or "unknown" race are excluded from the analysis. For 2006 they comprised 0.94% of teen births, 0.98% in 2007 and 1.1% in 2008.

Prepared by: California Department of Public Health, Center for Family Health, Office of Family Planning, July 2009.



California Teen Birth Rates (females age 15-19 years)

In California in 2008, there were 2,859 fewer teen births than if the 2007 teen birth rate had remained the same.

These 2,859 fewer teen births saved California taxpayers approximately \$98 million.



Source for costs: "No Time for Complacency: Teen Births in California," Public Health Institute, 2008 Spring Update. Taxpayer costs include tax revenue costs on parents' income and consumption, public assistance direct and administrative costs such as welfare and medical assistance, costs for increased foster placement and incarceration of children, and tax revenue costs based on children's incomes and consumption when they reach young adulthood compared to costs for 20-21 year old mothers. This estimate assumed a 2.7% average annual inflation since the year 2000 as noted in the 2008 Spring Update: "No Time for Complacency: Data Sources and Analysis Methods." Total costs to society are over twice the taxpayer cost.

Prepared by: California Department of Public Health, Center for Family Health, Office of Family Planning, July 2009.



17 California Counties With 3-Year Average Teen Birth Rates* Significantly HIGHER Than the 3-Year Average State Teen Birth Rate, 2006-2008**, Highest to Lowest

- Kern (63.8)
- Kings (62.3)
- Madera (61.9)
- Tulare (61.3)
- Fresno (56.2)
- Monterey (56.1)
- Imperial (55.8)
- Merced (53.9)
- Yuba (46.8)
- San Bernardino (46.2)
- San Joaquin (46.1)
- Tehama (43.7)
- Glenn (43.6)
- Stanislaus (43.5)
- Santa Barbara (43.2)
- Lake (43.2)
- Riverside (41.2)

Sources: Teen births: Public Use Birth Statistical Master File, years 2006-2008. Teen population: State of California, Department of Finance: *Race/Ethnic Population with Age and Sex Detail, 2000-2050*. Sacramento, CA, July 2007.

*Teen birth rate is per 1,000 females age 15-19 years. **The number of teen births and the teen female population for 3 years (2006-2008) were combined to produce more stable rates. County rates were tested for statistical significance against the state rate after subtracting the county's contribution to the rate. County rates not statistically significantly different from the remaining state rate include Colusa, Del Norte, Inyo, Los Angeles, Mendocino, Mono, Sacramento, San Benito, Shasta, Siskiyou, Sutter, and Ventura. Stable rates could not be computed for Alpine and Sierra (fewer than 20 births).

Prepared by: California Department of Public Health, Center for Family Health, Office of Family Planning, July 2009.



27 California Counties With 3-Year Average Teen Birth Rates* Significantly LOWER Than the 3-Year Average State Teen Birth Rate, 2006-2008**, Highest to Lowest

- **San Diego (34.4)**
- **Santa Cruz (32.6)**
- **Humboldt (30.5)**
- **Solano (30.2)**
- **Butte (29.6)**
- **Orange (27.8)**
- **Tuolumne (27.5)**
- **Napa (27.3)**
- **Alameda (26.9)**
- **Santa Clara (25.5)**
- **Sonoma (25.1)**
- **Modoc (24.8)**
- **Lassen (24.7)**
- **Contra Costa (22.8)**
- **Yolo (22.3)**
- **San Francisco (22.3)**
- **San Mateo (21.6)**
- **Trinity (21.4)**
- **San Luis Obispo (21.1)**
- **Calaveras (20.7)**
- **Amador (19.5)**
- **Plumas (18.6)**
- **Mariposa (18.0)**
- **Nevada (17.0)**
- **El Dorado (15.8)**
- **Placer (15.6)**
- **Marin (12.3)**

Sources: Teen births: Public Use Birth Statistical Master File, years 2006-2008. Teen population: State of California, Department of Finance: *Race/Ethnic Population with Age and Sex Detail, 2000-2050*. Sacramento, CA, July 2007.

*Teen birth rate is per 1,000 females age 15-19 years. **The number of teen births and the teen female population for 3 years (2006-2008) were combined to produce more stable rates. County rates were tested for statistical significance against the state rate after subtracting the county's contribution to the rate. County rates not statistically significantly different from the remaining state rate include Colusa, Del Norte, Inyo, Los Angeles, Mendocino, Mono, Sacramento, San Benito, Shasta, Siskiyou, Sutter, and Ventura. Stable rates could not be computed for Alpine and Sierra (fewer than 20 births).

Prepared by: California Department of Public Health, Center for Family Health, Office of Family Planning, July 2009.



20 States with Teen Birth Rates LOWER Than California's Rate (37.8 per 1,000 females age 15-19 years), 2006, Highest to Lowest

- Oregon (35.7)
- Virginia (35.2)
- Utah (34.0)
- Michigan (33.8)
- Maryland (33.6)
- Nebraska (33.4)
- Washington (33.4)
- Iowa (32.9)
- Pennsylvania (31.0)
- Wisconsin (30.9)
- Minnesota (27.9)
- Rhode Island (27.8)
- North Dakota (26.5)
- Maine (25.8)
- New York (25.7)
- New Jersey (24.9)
- Connecticut (23.5)
- Massachusetts (21.3)
- Vermont (20.8)
- New Hampshire (18.7)

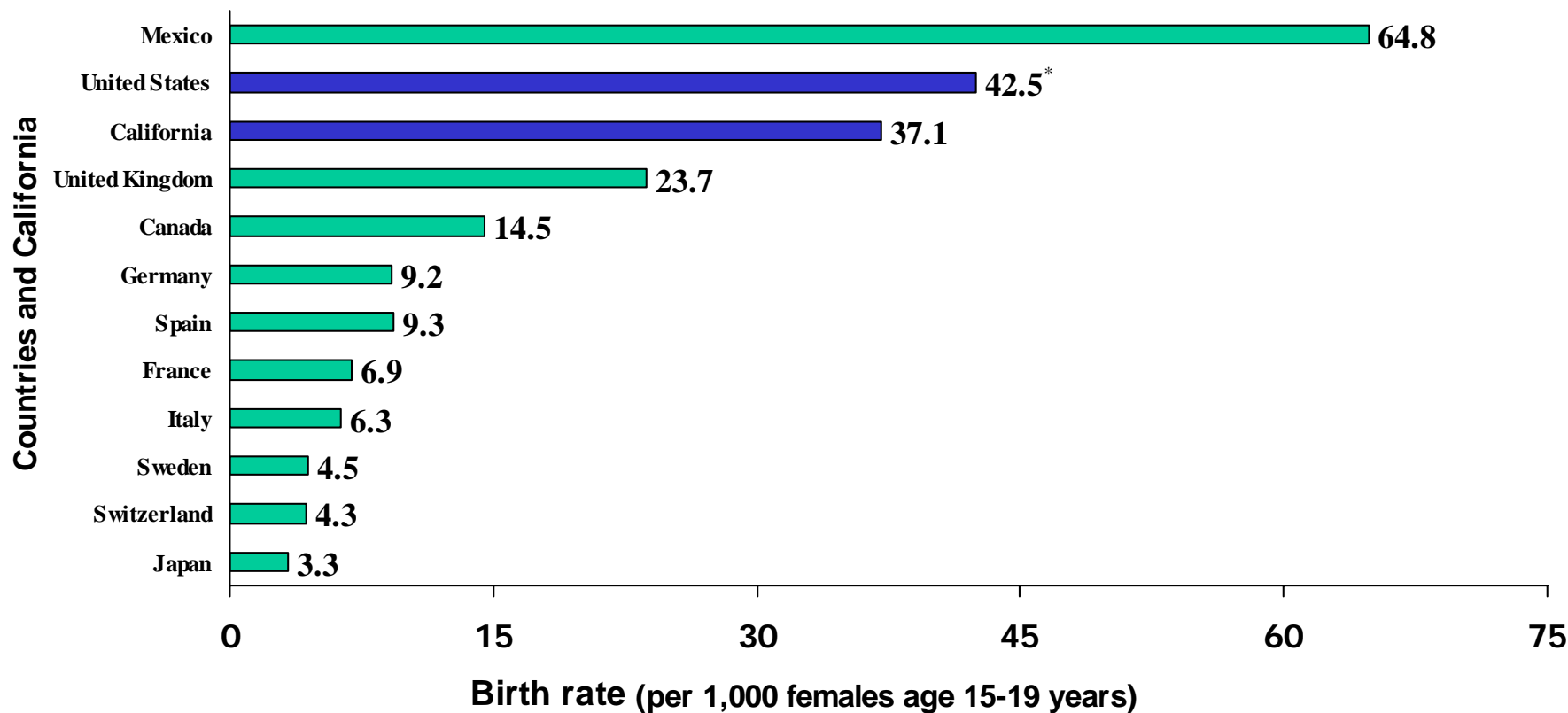


California Rate: Teen births: Public Use Birth Statistical Master File, 2006. Teen population: State of California, Department of Finance: *Race/Ethnic Population with Age and Sex Detail, 2000-2050*. Sacramento, CA, July 2007. Rates for Other States: National Vital Statistics Reports; Vol. 57, No. 7, January 7, 2009.

Prepared by: California Department of Public Health, Center for Family Health, Office of Family Planning, July 2009.



Teen Birth Rate Comparisons for California, US, and Selected Countries – 2007



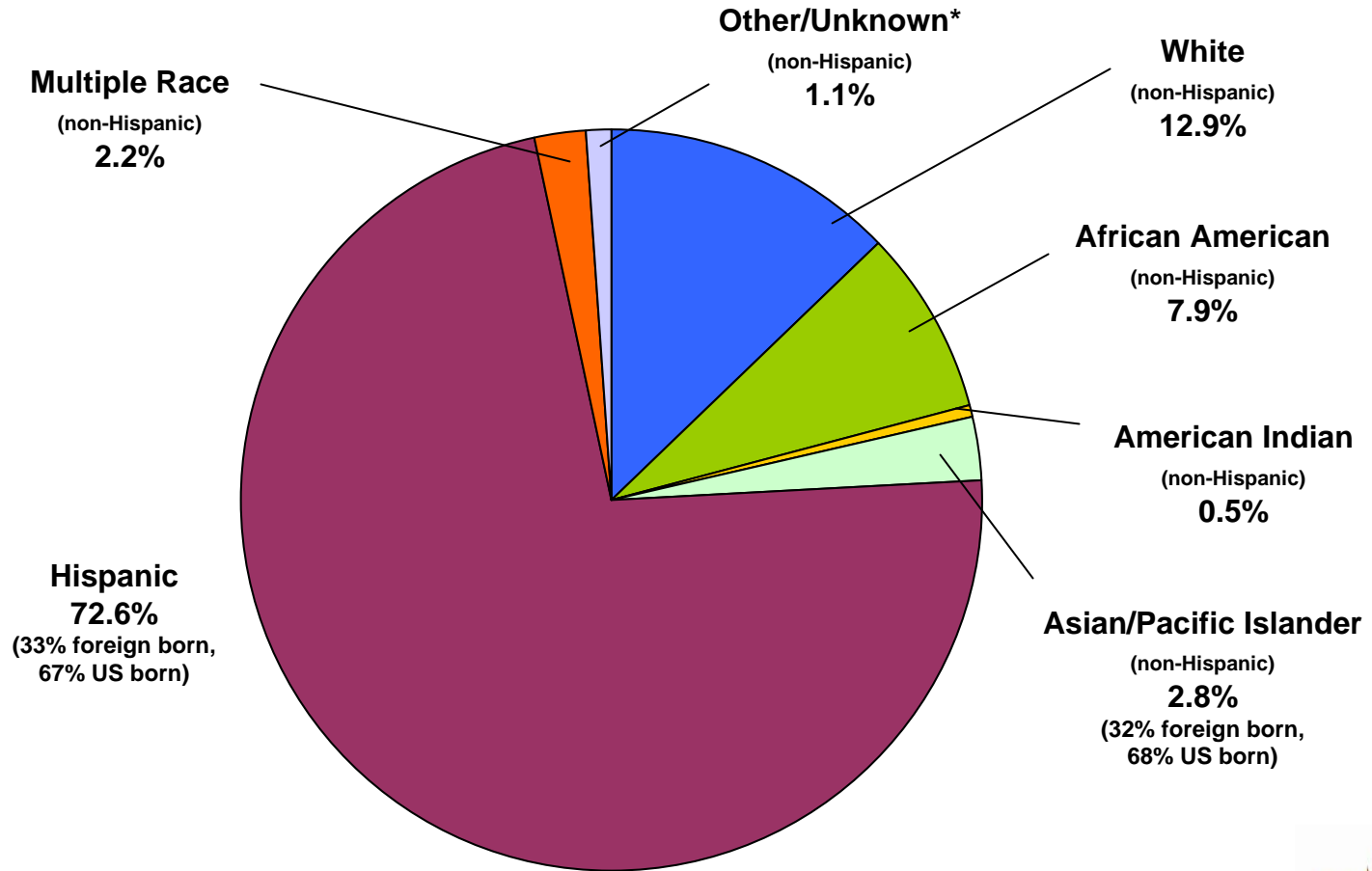
California data sources: Teen births: Public Use Birth Statistical Master File, 2007. Teen population: State of California, Department of Finance: *Race/Ethnic Population with Age and Sex Detail, 2000-2050*. Sacramento, CA, July 2007. U.S. * Data source: National Vital Statistics Reports; Vol. 57, No. 12, March 18, 2009. U.S. rate for 2007 is preliminary. International data: The World Bank Group, Health Nutrition & Population Statistics data by country. URL:

http://web.worldbank.org/WBSITE/EXTERNAL/TOPICS/EXTHEALTHNUTRITIONANDPOPULATION/EXTDATASTATISTICSHNP/EXTHNPS/ATS/0_ menuPK:3237172-pagePK:64168427-piPK:64168435-theSitePK:3237118,00.html

Prepared by: California Department of Public Health, Center for Family Health, Office of Family Planning, July 2009.



Teen Maternal Race/Ethnicity (n=51,704) & Nativity of Select Teen Births for Females Aged 15-19 years, California, 2008

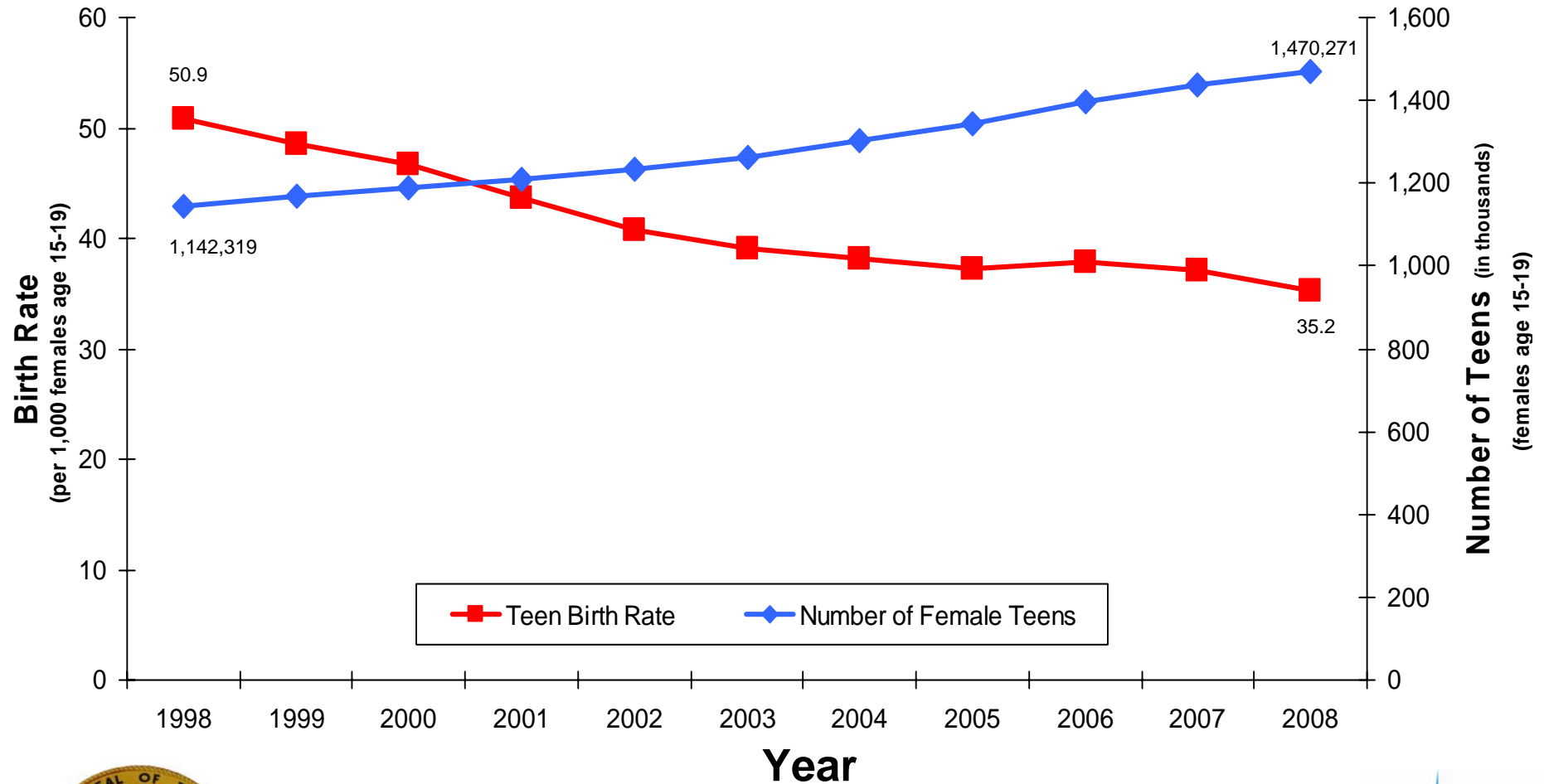


Sources: Teen births: Public Use Birth Statistical Master File, 2008. Percentages may not add to 100% due to rounding. Births to mothers with unknown race/ethnicity (1.1%) and nativity (0.05%) are included in the analysis.

Prepared by: California Department of Public Health, Center for Family Health, Office of Family Planning, July 2009.



California Teen Birth Rates and Number of Teens, 1998-2008

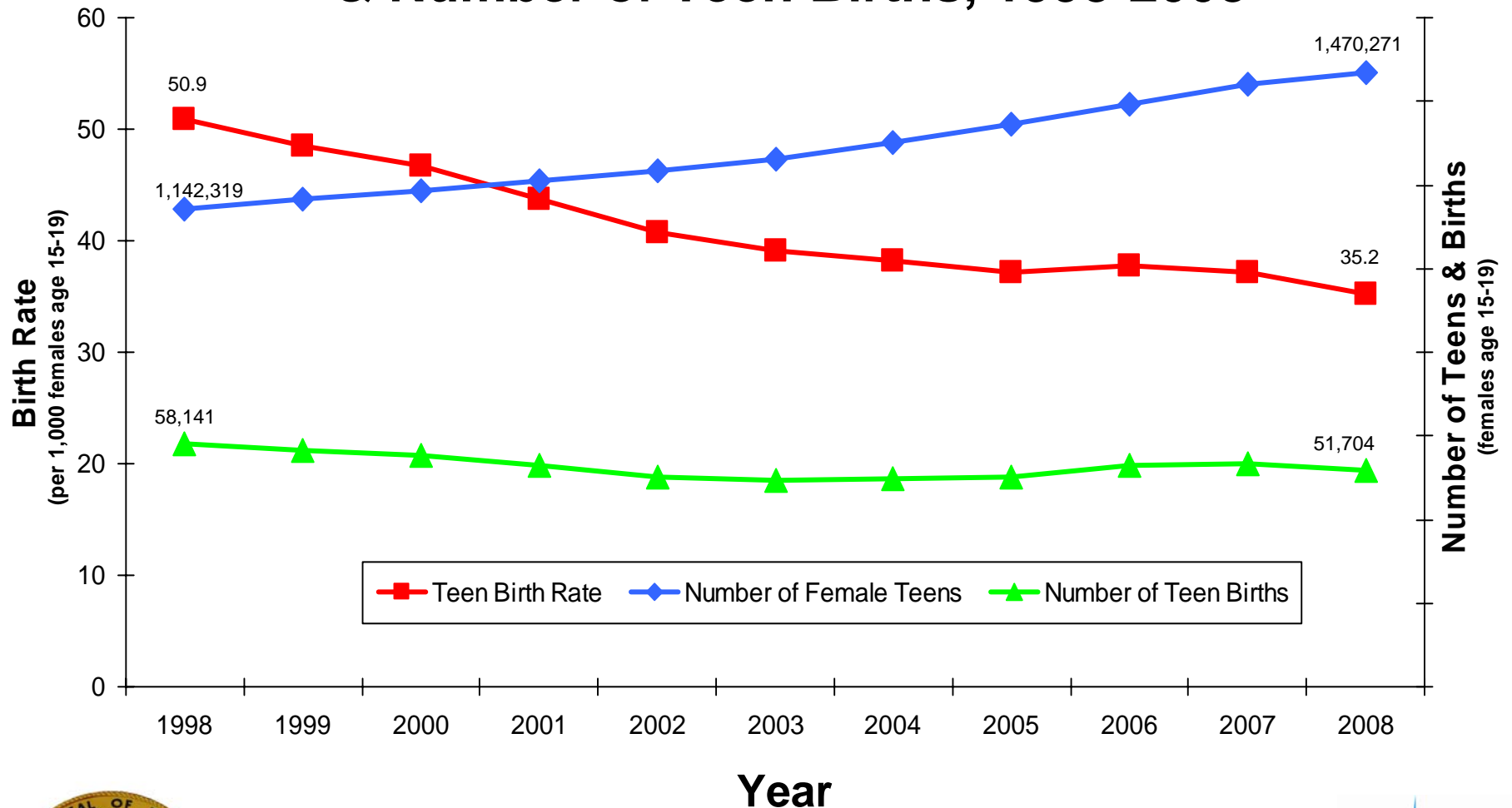


Teen birth rate: Teen births: Public Use Birth Statistical Master File, years 1998-2008. Teen population: Years 1998-1999, State of California, Department of Finance, *Race/Ethnic Population with Age and Sex Detail, 1990-1999*. Sacramento, CA, May 2004. Years 2000-2008, State of California, Department of Finance, *Race/Ethnic Population with Age and Sex Detail, 2000-2050*. Sacramento, CA, July 2007. Number of teens: Years 1998-1999, State of California, Department of Finance, *Race/Ethnic Population with Age and Sex Detail, 1990-1999*. Sacramento, CA, May 2004. Years 2000-2008, State of California, Department of Finance, *Race/Ethnic Population with Age and Sex Detail, 2000-2050*. Sacramento, CA, July 2007.

Prepared by: California Department of Public Health, Center for Family Health, Office of Family Planning, July 2009.



California Teen Birth Rates, Number of Teens, & Number of Teen Births, 1998-2008

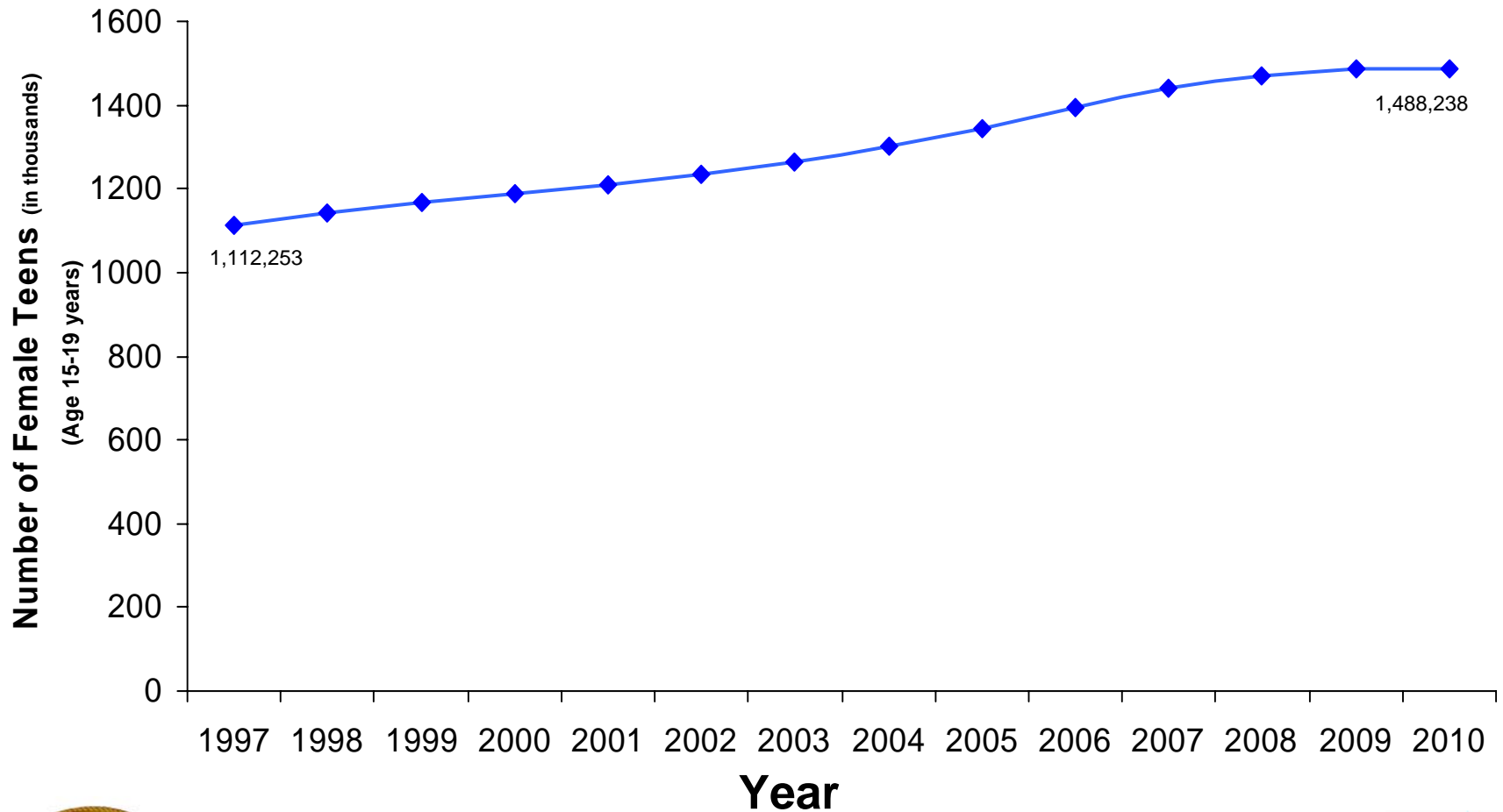


Teen birth rate: Teen births: Public Use Birth Statistical Master File, years 1998-2008. Teen population: Years 1998-1999, State of California, Department of Finance, *Race/Ethnic Population with Age and Sex Detail, 1990-1999*. Sacramento, CA, May 2004. Years 2000-2008, State of California, Department of Finance, *Race/Ethnic Population with Age and Sex Detail, 2000-2050*. Sacramento, CA, July 2007. Number of teens: Years 1998-1999, State of California, Department of Finance, *Race/Ethnic Population with Age and Sex Detail, 1990-1999*. Sacramento, CA, May 2004. Years 2000-2008, State of California, Department of Finance, *Race/Ethnic Population with Age and Sex Detail, 2000-2050*. Sacramento, CA, July 2007. Number of teen births: Public Use Birth Statistical Master File, years 1998-2008.

Prepared by: California Department of Public Health, Center for Family Health, Office of Family Planning, July 2009.



Number of Female Teens, Age 15-19 Years, California, 1997-2010

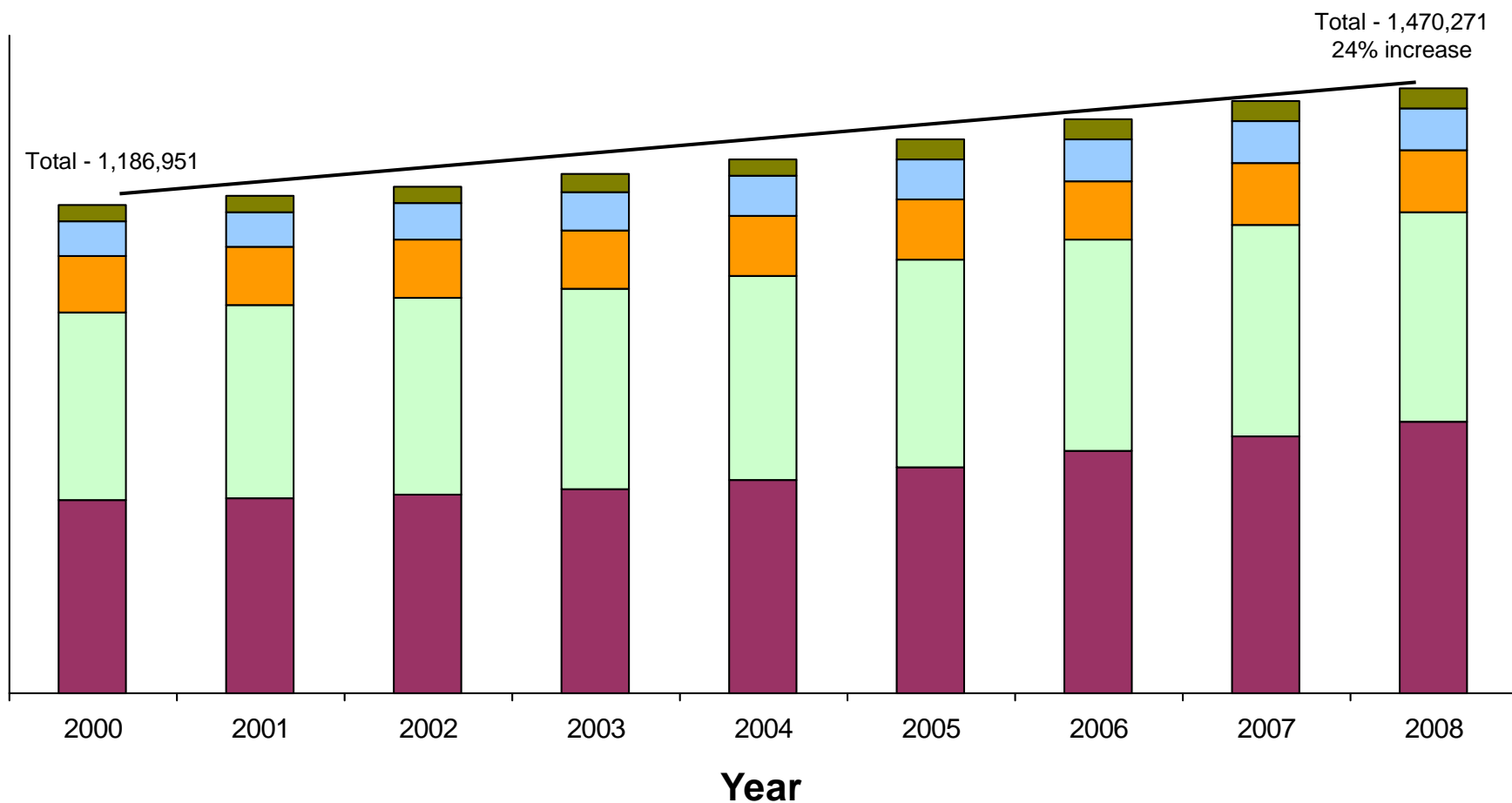


Number of teens: Years 1997-1999, State of California, Department of Finance, *Race/Ethnic Population with Age and Sex Detail, 1990-1999*. Sacramento, CA, May 2004. Years 2000-2010, State of California, Department of Finance, *Race/Ethnic Population with Age and Sex Detail, 2000-2050*. Sacramento, CA, July 2007.

Prepared by: California Department of Public Health, Center for Family Health, Office of Family Planning, July 2009.



Number of Female Teens by Race/Ethnicity, Age 15-19 Years, California, 2000-2008



Hispanic
 White
 Asian/Pacific Islander
 African American
 All Other

Number of teens: Years 2000-2008, State of California, Department of Finance, *Race/Ethnic Population with Age and Sex Detail, 2000-2050*. Sacramento, CA, July 2007. "All Other" race/ethnicity population is comprised of American Indian and Multiple Race female teens.

Prepared by: California Department of Public Health, Center for Family Health, Office of Family Planning, July 2009.

